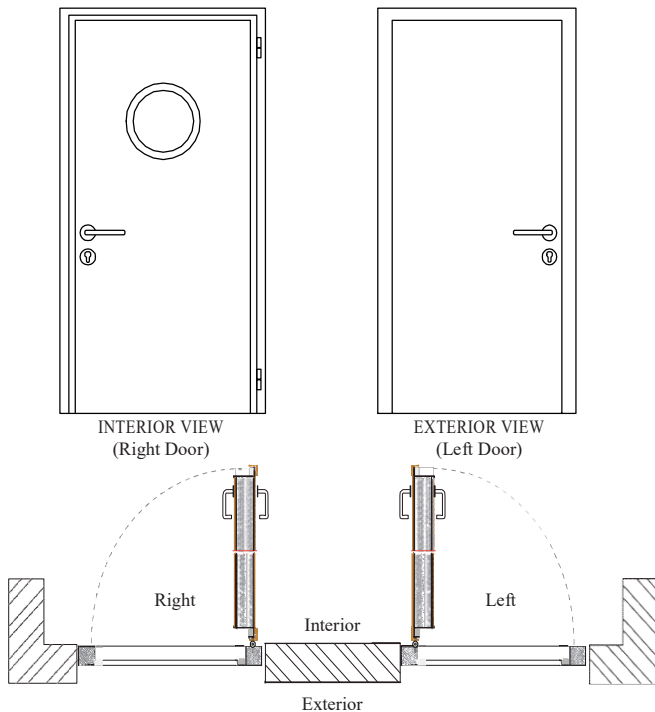


SILENTIUM PM 43Re

Door with wood coated sheets, double stopper, lock with European latch and cylinder, aesthetic handles in inox and without frame on the pavement. Resistant to fire until 30 minutes.

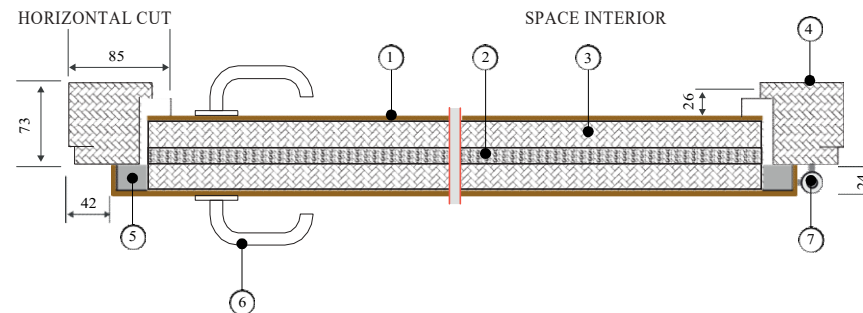


1 Sheet Door



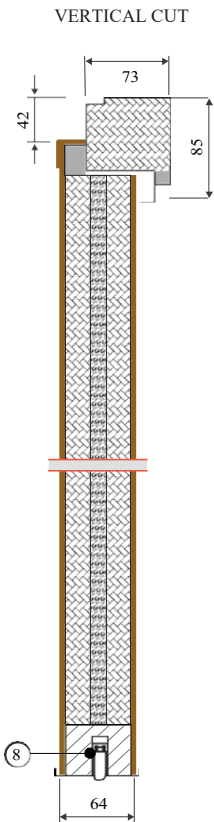
STANDARD Model	FREE PASSAGE MEASURES L x A (mm)	EXTERIOR DOOR MEASURES L x A (mm)	RECOMMENDED MEASURES FOR THE CONSTRUCTION SPAN (*) L x A (mm)	WEIGHT (Kg)
SILENTIUM PM 43Re-1/700	700 x 2000	870 x 2085	875 x 2090	81
SILENTIUM PM 43Re-1/800	800 x 2000	970 x 2085	975 x 2090	90
SILENTIUM PM 43Re-1/900	900 x 2000	1070 x 2085	1075 x 2090	98
SILENTIUM PM 43Re-2/1400	1400 x 2000	1570 x 2085	1575 x 2090	139
SILENTIUM PM 43Re-2/1600	1600 x 2000	1770 x 2085	1775 x 2090	156
SILENTIUM PM 43Re-2/1800	1800 x 2000	1970 x 2085	1975 x 2090	173

(*) It can (and should) vary in function of the type of involving wall and the respective dimensional tolerances.



- 1 - Wood coating over the sheet
- 2 - Heavy Core
- 3 - Panel in a very absorbing plate
- 4 - Pre-frame and metallic frame with absorbent interior

- 5 - Selant in special profile
- 6 - Inox steel handle
- 7 - Adequated hinge to the weight of the door, allowing vertical tuning
- 8 - Mechanic system of the window sill seal



CHARACTERISTICS

Acoustic door with wood coated sheets with 64mm of thickness, including the frame all around the edge, except in the pavement, that has a double seal in special profile in the involving, being next to the pavement with mechanic system / mobile sill.

Constituted by a heavy core and two absorbing chambers totally filled with absorbent and dampening material.

It includes a lock with an asymmetric European cylinder with a "Yale" type key, proper system of latch tuning to ensure the adequate pressure on the sealings and special hinges of the model with vertical regulation.

TYPICAL APPLICATIONS

Cabinet entrances, meeting rooms, medical clinics, classrooms, hotel rooms and others, where high levels of acoustic isolation are required.

THICKNESS: 64 mm.

$R_w = 46dB$

Test LAIC 8-133/05

ACCESSORIES/POSSIBLE OPTIONS (UNDER CONSULTATION):

Acoustic visors, anti-panic bars, springs, intumescent joints and other wood coatings or high pressure laminates.

SUPERFICIAL STANDARD TREATMENT:

Sheets with standard woodcoating (Pine, Mahogany, Izombé, Kambala, beech or oak). Brown color lacquered frame

